

RACK PDUS

PDU 5.0

PRODUCT OVERVIEW




SCHLEIFENBAUER

PDU 5.0

MAIN	
Product	Rack PDU
PDU Range	
Basic	No power monitoring
Basic Plus	Upgradeable to power monitoring
Metered	Power monitoring per phase and breaker
Monitored	Power monitoring per phase, breaker and outlet
Switched	Power Monitoring per phase and breaker. Switchable per outlet
Managed	Power Monitoring per phase, breaker and outlet. Switchable per outlet
Inline Meter	Power monitoring for existing Basic PDUs
Country of Origin	The Netherlands
Reg. WEEE code	230039411
HS code	85369095



SPECIFICATIONS*

Input Voltage	230 VAC (1 phase) 230 / 400 VAC (3 phase)
Input Current	10 A / 16 A / 32 A / 63 A
Load Capacity	1P 16A 3.7 kVA / 1P 32A 7.4 kVA / 3P 16A 11.1 kVA / 3P 32A 22.2 kVA / 3P 63A 43.6 kVA
Network Frequency	50/60 Hz
Cable Length	From 0.5 meter to 25 meter (standard 3 meter)
Cable Specification	1P 16A 3G2,5 / 1P 32A 3G6 / 3P 16A 5G2,5 / 3P 32A 5G6 / 3P 63A 5G10 Low smoke zero halogen
Cable Plug or Chassis Input - Input position is customisable (top, bottom, front rear)	
1P 16A	IEC60309 1P+N+PE 6hr , CEE 7/3, C14, C20, BS 1363, Wieland GST18I3, T13, T23, Terminal connection, Phoenix QPD
1P 32A	IEC60309 1P+N+PE 6hr, Terminal connection, Phoenix QPD
3P 16A	IEC60309 3P+N+PE 6hr, Wieland GST18I5, Terminal connection, Phoenix QPD
3P 32A	IEC60309 3P+N+PE 6hr, Terminal connection, Phoenix QPD
3P 63A	IEC60309 3P+N+PE 6hr
Chassis Length	Minimum 209mm up to maximum 2400mm
Chassis Width	65mm
Chassis Depth	52.5mm / 105mm
Net Weight	Configuration dependent
Chassis	Anodised aluminium chassis with laser engraving Optional: personalised engraving, feed indication, load balancing, item code & more
Mounting Position	Vertical 0U / Horizontal 1.5U
Mounting Options	Rack manufacturer independent, custom mounting solutions possible
Colour Configurable	Black / Red / Blue / Green / Yellow / Orange / Silver
Outlet Type	IEC Lock; C13, C19, Combi (C13 / C15 / C19 / C21) IEC320 C13, IEC320 C19, CEE 7/3 (Schuko), CEE 7/5 (UTE), BS 1363, GST 18I3, T13, T23, IEC60309 16A 250V 1P+N+PE, exit lead w/ IEC60309 1P/3P+N+PE 6hr
Outlet Quantity	Basic & Metered PDU: up to 108 outlets Monitored , Switched , Managed PDU: up to 60 outlets
Circuit Breaker Options	Thermal, hydraulic magnetic, MCB or melt fuse
Surge Protection Option	Dehn type 3 hot-swappable surge protection device
Communication Module Dimensions	25 mm x 55 mm x 135 mm

*Disclaimer: Features, physical specifications and connectivity are configuration dependent.



Gateway Module¹




Controller Module²







Daisy Chain Module

CONNECTIVITY & COMMUNICATIONS

<p>EnerTree </p>	<p>EnerTree is a completely new developed high performance software platform that can be used to monitor and manage PDUs, UPS and cooling. EnerTree can also provide seamless integration with any DCIM or power management software. The EnerTree Platform is available as desktop or server install (required hardware: Gateway Module¹). EnerTree Lite is available as embedded software (required hardware: Controller Module²).</p>
<p>Protocols</p>	<p>Communication: Web interface (HTTP/HTTPS), REST API, MODBUS/TCP, SNMP v1/v2c/v3, SNMP TRAPS, IPv4/IPv6, SMTP, Syslog, Command Line Interface, Data export to MS SQL / MySQL / MariaDB. Security: Configurable strong passwords, user and user role permissions, Active Directory®, LDAP/S integration, up to 256-bit AES encryption, secure boot, SSH, SSL/TLS 1.3 and HTTPS.</p>
<p>Measurements Accuracy* ±0.5% Input, branches & outlets</p>	<p>Total: Current (A), Current Peak (A), Neutral Current (A), Neutral Current Peak (A), Active Power (W), Apparent Power (VA), Reactive Power (VAR), Energy (Wh), and Apparent Energy (VAh). Inputs & Branches: Voltage (V), Voltage Dip / Peak (V), Current (A), Current Peak (A), Active Power (W), Apparent Power (VA), Reactive Power (VAR), Energy (Wh), Apparent Energy (VAh), Total Harmonic Distortion (%), Crest Factor, Frequency (Hz), and Power Factor. Outlets (optional): Voltage (V), Current (A), Current Peak (A), Active Power (W), Apparent Power (VA), Reactive Power (VAR), Energy (Wh), Apparent Energy (VAh), Total Harmonic Distortion (%), Crest Factor, and Power Factor. Residual current (optional): IEC/EN 62020 RCM type B Module - Residual Current Total / Peak / AC / DC (mA), 0-2000Hz</p>
<p>Outlet Controls Switched & Managed PDU only</p>	<p>Power-on sequencing with customizable delays. Last known state power-on. Remote switching of individual outlets or groups. Bi-stable latching relays. N-ZVS (Near Zero Voltage Switching).</p>

Category	EnerTree Feature	Platform	Lite
Performance	Maximum number of PDUs in system	10,000	100
	Maximum number of rings supported	100	1
	Maximum number of PDUs in 1 ring (single IP address)	100	1
	Measurements refresh rate	once/s	once/s
Device Management	Auto discovery of new added PDUs in system	✓	✓
	Mass configuration	✓	✓
	Grouping of devices and aggregation of measurements	✓	
	Supports Schleifenbauer generation 2 and 3 devices	✓	
User Management	Customisable roles and permissions, group management, etc.	✓	✓
Control & Alerts	Group switching	✓	
	Configurable thresholds for all measurements (warnings/alerts)	✓	✓
Data	Dashboarding	advanced	basic
	Creation of reports	advanced	basic
	Scheduling of reports	✓	
	Export of data to files or databases	✓	✓
Security	Logging and auditing	advanced	basic
	Updating & Back-up (configuration, log files)	✓	✓

COMMUNICATION HARDWARE

Module / Display		Communication modules are ESD safe and tool-less hot-swappable without disruption to outlets (available in 3 types). Remote display using a smartphone with the Rack PDU Display app. Connection via NFC (Near Field Communication). LED ring light for visual status indication including alerts and warnings. Supports 32 sensors.
Gateway Module ¹ EnerTree Platform		The Gateway module is equipped with 1 Gbps Ethernet RJ45 port with status lights, 2 databus RJ45 ports with status lights and 2 USB-A ports. A second 1 Gbps Ethernet port is supported via USB. All interfaces are zero-touch provisioning (plug and play).
Controller Module ² EnerTree Lite		The Controller module is equipped with 1 Gbps Ethernet RJ45 port with status lights, 2 databus RJ45 ports with status lights and 2 USB-A ports. A second 1 Gbps Ethernet port is supported via USB. All interfaces are zero-touch provisioning (plug and play).
Daisy Chain Module		The Daisy Chain module relays PDU data to a single LAN-connected Gateway or Controller module in a ring. It is equipped with 2 databus RJ45 ports with status lights and 2 USB-A ports. All interfaces are zero-touch provisioning (plug and play).

*See separate accuracy statement

ENVIRONMENT

Ambient Air Temperature	Minimum -5°C / Maximum 60°C
Relative Humidity	Minimum 5% / Maximum 95 %





WARRANTY

Warranty	2 years repair or replace, warranty can be extended to 3, 4, or 5 years.
----------	--------------------------------------------------------------------------

PACKING UNITS

Number of Units in Package	Maximum 2 PCE in 1 cardboard packaging, optional bulk packaging or packaging free delivery
Package Dimensions	12cm x 32cm x dependent on PDU length (HxWxL) ; packaging is always 20 cm longer than the PDU length
Package Weight	Configuration dependent

ENVIRONMENTAL

 Lead Free	 Mercury Free	 RoHS Exemption Information	 Ecovadis
--------------------------------------------------------------------------------------------------	-----------------------------------------------------------------------------------------------------	-------------------------------------------------------------------------------------------------------------------	---------------------------------------------------------------------------------------------------

CERTIFICATIONS & STANDARDS

EMC	EN 301 489 / EN55032 / CISPR 32, EN55035 / CISPR 35, EN61000-3-2 / IEC 61000-3-2, EN61000-3-3 / IEC 61000-3-3
CE Mark	LVD IEC 62368-1:2018 / EN 62368-1:2020 / 2011/65/EU (RoHS Directive), 2014/35/EU (Low Voltage Directive) , 2014/30/EU (EMC Directive)
Security	EN 18031-1
ISO	ISO 9001 : 2015

Ver: EDPSBPDU51024.1

Tel: 01376 510337 - E-mail: sales@edpeurope.com